

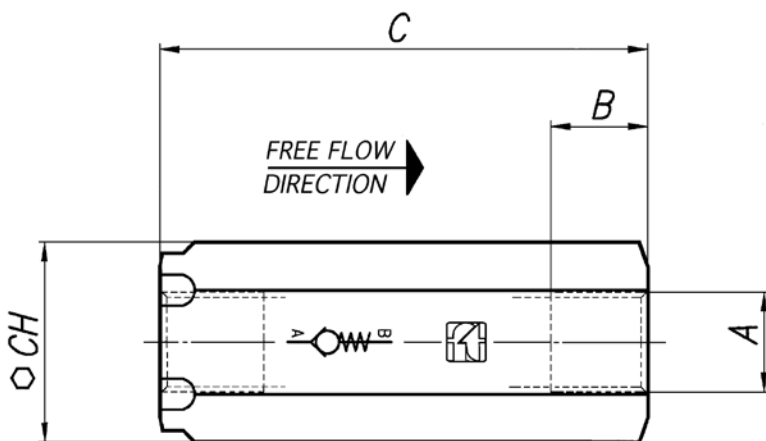


MATERIALS

BODY	11S MN PB 30 - UNI EN 10087
CHECK VALVE	38 NI CR MO 4 - UNI - EN 10083
SPRING	C85 UNI EN 10089
THREADED FOUND.	35 S MN PB 10 - UNI EN 10087

EXAMPLE FOR ORDERING

	CODE	TYPE	CALIBRATION
STEEL	FT 257/6	14	-
STAINLESS STEEL	FT 2257/6	12	-
STEEL	FT 257/6/8	34	8



DIMENSIONS

TYPE	A UNI 338	B	C	CH	WEIGHT KG
18	1/8" G	8,5	46	17	0,075
14	1/4" G	12,5	63	22	0,165
38	3/8" G	12,5	68	27	0,260
12	1/2" G	15,5	80,5	32	0,415
34	3/4" G	17	99,5	36	0,605
100	1" G	20	117	46	1,170
114	1 1/4" G	22	134,5	55	1,850
112	1 1/2" G	24	159	65	3,130
200	2" G	27	198	75	4,900



CHECK VALVES (PISTON)

They are inserted in branches of the circuit where the free flow in one direction is allowed and the return flow in the opposite direction is not possible. A lasting and hermetic seal is ensured by the conical valve poppet, which is a reliable mechanical solution.

The spring in high-resistance material is housed in such a way that it does not close as a pack during the opening phase. The external configuration of the body makes it easy to seize the piece during the assembling.

They are available with different calibrations of the load pressure (0,5 standard and 2-4-6-8-10 bars).

On request

- Versions AISI 316 code FT 2257/6
- NPT threads
- Version with soft sealing by O-ring on the piston
- Version with calibrated hole on the piston



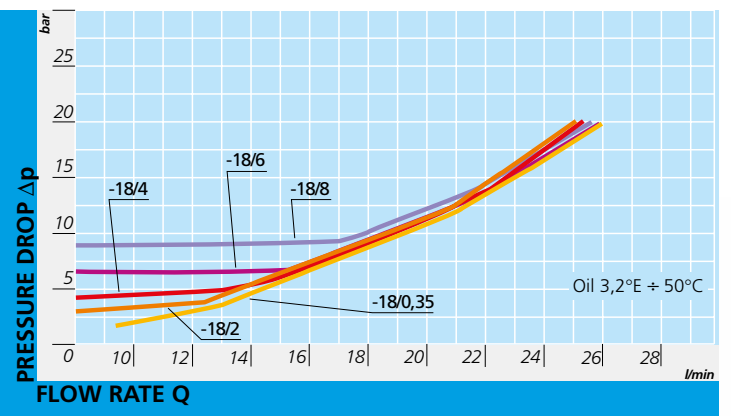
FT 257/6

TECHNICAL DATA

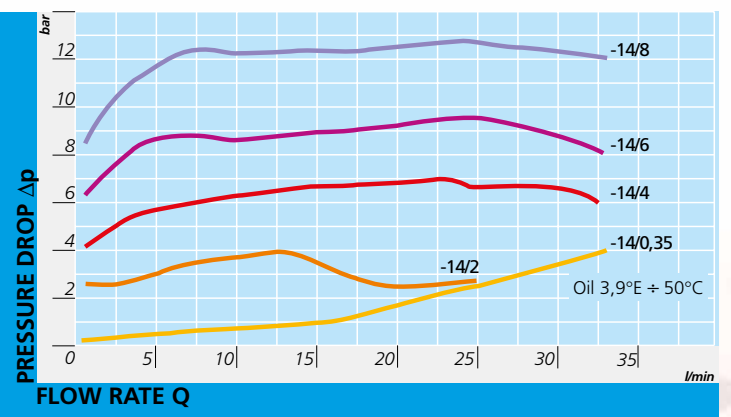
TYPE	WORKING PRESSURE BAR	MIN. BURSTING PRESSURE BAR	WORKING TEMPERATURE C°	FILTRATION GRADE μM
18	400	1600	-20°/+100°	25
14	400	1600	-20°/+100°	25
38	400	1600	-20°/+100°	25
12	400	1600	-20°/+100°	25
34	400	1600	-20°/+100°	25
100	320	1300	-20°/+100°	25
114	320	1300	-20°/+100°	25
112	320	1300	-20°/+100°	25
200	320	1300	-20°/+100°	25



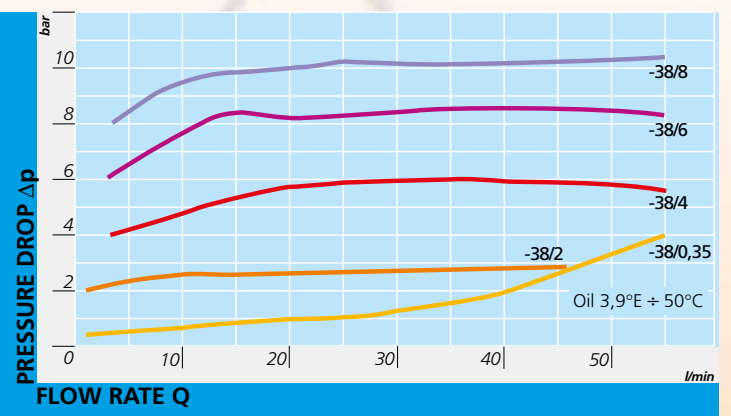
FT 257/6 - 18



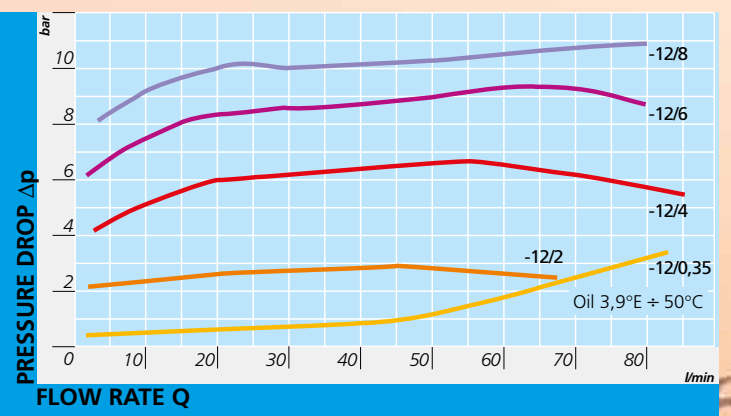
FT 257/6 - 14



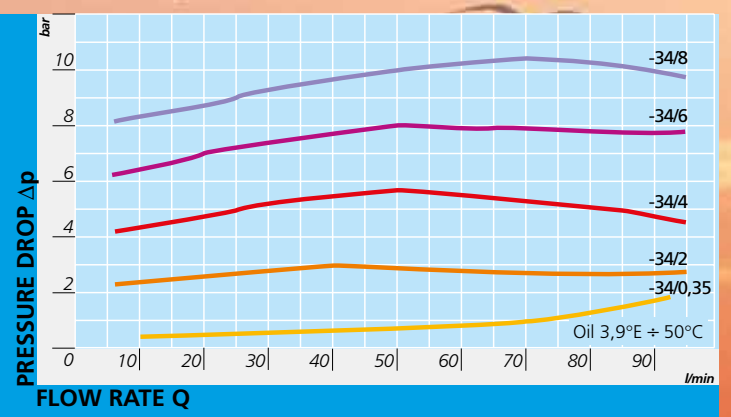
FT 257/6 - 38



FT 257/6 - 12



FT 257/6 - 34



FLOW RATE CURVES



FT 257/6

